

MECHTM MATE

MOTORPITS

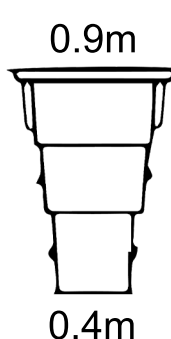
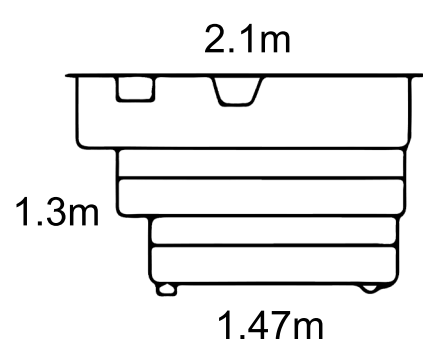
www.mech-mate.com

PRODUCT RANGE

Mech Mate motor pits are a heavy duty polyester resin moulding, laminated with 3 layers of 450 gram/m chopped strand glass matt. The tough resin gel-coated surface is colour (warm light grey) impregnated and easily cleaned with normal household liquid. Fireguard fire retardant interior resin gelcoat (for regular / extensive welding) as standard.

The floor, side ledges and steps are further reinforced with 20mm laminated panls. The lighting and other recesses the same material to facilitate fixing of units (customer supplied).

Dovetail ribs are laminated to sides providing stiffness and en moulding and an additional locking mechanism between moulding and concrete backfill. The vacuum filled sliding seat and tool tray are moulded from 6mm High Density Polyethylene (HDP) – an extremely tough plastic.



MECH MATE MOTORPIT 1 SP201

Exterior resin gel flowcoat (for high water tables)
Grey interior (dark Grey floor and steps)
Extra Deep 1.4m (more legroom for the very tall 6'2.)
Fireguard fire retardant interior resin gelcoat (for regular / extensive welding) as standard
Model SP201 Basic without seat, tooltray

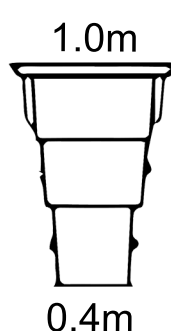
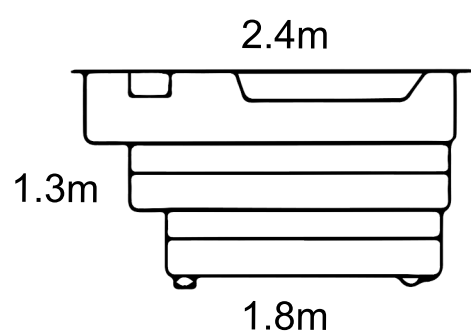
SP201

RGF

2TGC

ED1.4

SP201/B



MECH MATE MOTORPIT 1 SP241

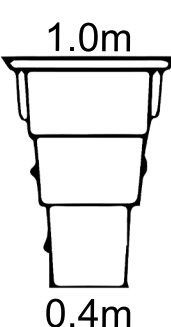
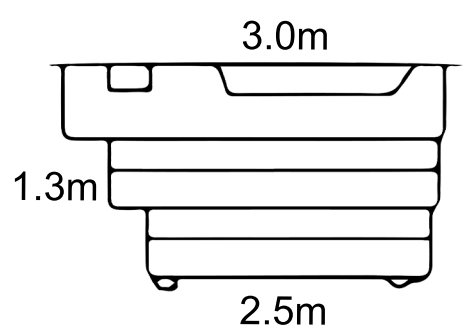
Exterior resin gel flowcoat (for high water tables)
Grey interior (dark Grey floor and steps)
Extra Deep 1.4m (more legroom for the very tall 6'2+)
Fireguard fire retardant interior resin gelcoat (for regular / extensive welding) as standard

SP241

RGF

2TGC

ED1.4



MECH MATE MOTORPIT 1 SP301

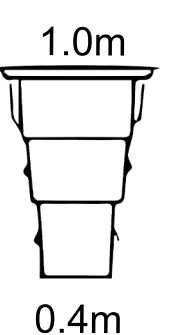
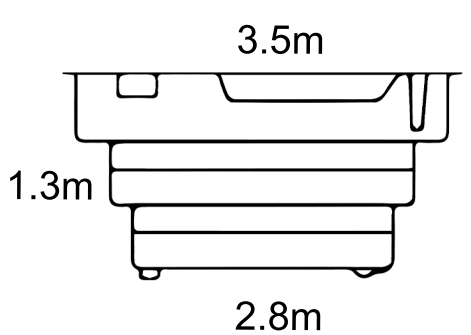
Exterior resin gel flowcoat (for high water tables)
Grey interior (dark Grey floor and steps)
Extra Deep 1.4m (more legroom for the very tall 6'2+)
Fireguard fire retardant interior resin gelcoat (for regular / extensive welding) as standard

SP301

RGF

2TGC

ED1.4



MECH MATE MOTORPIT 1 SP352

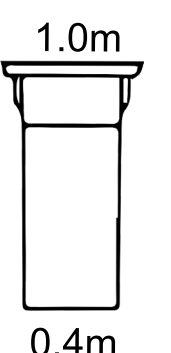
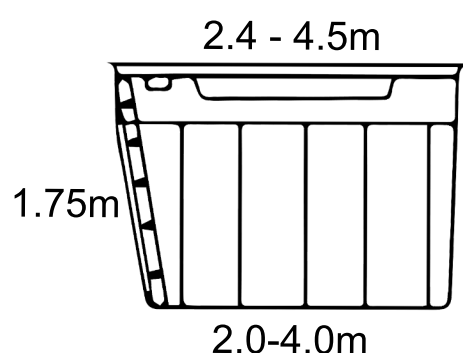
Exterior resin gel flowcoat (for high water tables)
Grey interior (dark Grey floor and steps)
Extra Deep 1.4m (more legroom for the very tall 6'2+)
Fireguard fire retardant interior resin gelcoat (for regular / extensive welding) as standard

SP352

RGF

2TGC

ED1.4



MECH MATE MOTORPIT 2 DP240 - DP450

MOTORPIT2 NOT SUITABLE FOR AREAS WITH HIGH WATER TABLES
Models DP240 – DP350 include sliding tool tray and tapes
Models DP240 – DP420 have single Heavy Duty Aluminium ladder
Model DP450 has two Heavy Duty ladders – one at each end
Fireguard fire retardant interior resin gelcoat (for regular / extensive welding) as standard

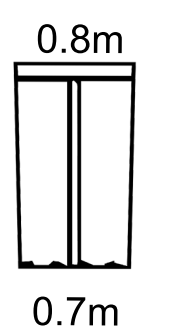
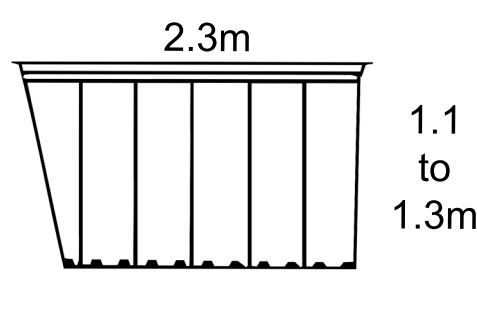
DP250

DP300

DP350

DP420

DP450



MECH MATE MOTORPIT BASIC BP230

MOTORPIT BASIC BP230 1.1M DEEP **BP230 1.1**
MOTORPIT BASIC BP230 1.2M DEEP **BP230 1.2**
MOTORPIT BASIC BP230 1.3M DEEP Inc Ladder & Tooltray **BP230 1.3LT**

EXTRAS

3rd Wheel Bridge **3WB**
Sliding Jack Beam (Capacity 750kgs/15cwt) **SJB**
Sliding Jack Platform (Capacity 750kgs /15cwt) **SJP**
Accepts most 2-3 ton trolley jacks

copyrite 2020 and E&OE

Mech-Mate Ltd, Kellet Road Ind Est, Carnforth, Lancs, LA5 9XP

Tel. 01524 737095 07707 247 007 Email. info@mech-mate.com www.mech-mate.com